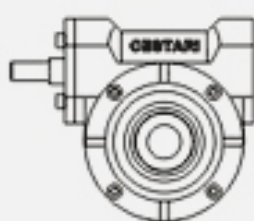


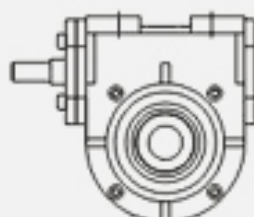
Motoredutores e redutores de rosca sem fim

Formas Construtivas

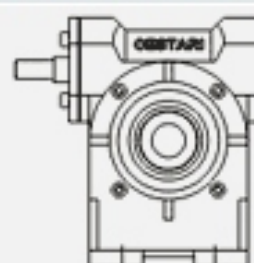
Sem Acessórios



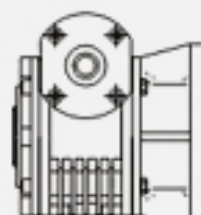
Pé normal lado da rosca



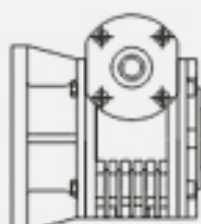
Pé normal lado do eixo de saída



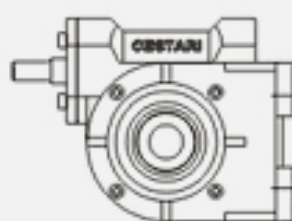
Flange Saída lado direito



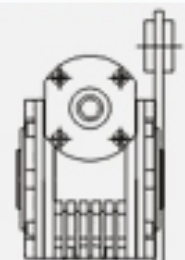
Flange Saída lado esquerdo



Pé lateral



Braço de torção lado direito



Braço de torção lado esquerdo

